

Moduli adatti all'interfacciamento con PLC ALLEN BRADLEY SLC500:

Modules suitable for connection with ALLEN BRADLEY SLC500 PLC:

1746 - IB32 (32 input logica - logic Pos.) connettore J40 / J40 connector

1746 - IV32 (32 input logica - logic Neg.) connettore J40 / J40 connector

1746 - OB32 (32 output logica - logic Pos.) connettore J40 / J40 connector

Moduli 32 output a relè elettromeccanici con o senza porta fusibile

32 output electromechanical relay modules with or without fuse holder

Moduli passivi 32 input con o senza led di segnalazione per ciascun canale

32 input passive modules with or without signalling led for each channel

Connessioni all'ingresso: connettore FK50 (moduli 32 output)

connettore FK40 (moduli 32 input)

Input connections: FK50 connector (32 output modules)

FK40 connector (32 input modules)

Connessioni in uscita: morsettiere a vite o a molla per conduttori diam. max 2,5mm²


Output connections: screw or spring terminal boxes for leads max diam. 2,5mm²

Le interfacce Eurotek sono state ideate per portare l'alimentazione (24Vcc) ai moduli PLC mediante i cavi di collegamento

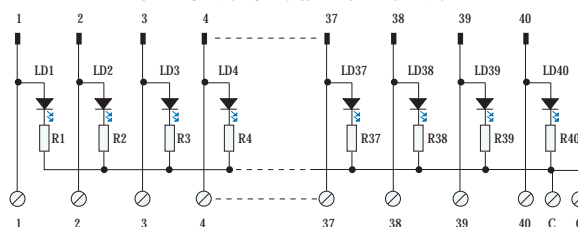
Eurotek's interfaces can provide supply (24Vdc) to PLC's modules by using connection cables

Per il collegamento dei cavi e delle interfacce ai moduli PLC vedere gli esempi di PG. 32

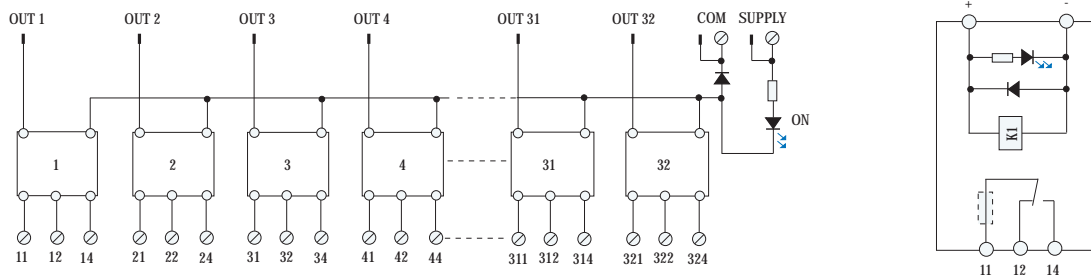
Please see page 32 for cables and interfaces connections to PLC's modules



SCHEMA ELETTRICO MODULI 32 INGRESSI
32 INPUT MODULES WIRING DIAGRAMS



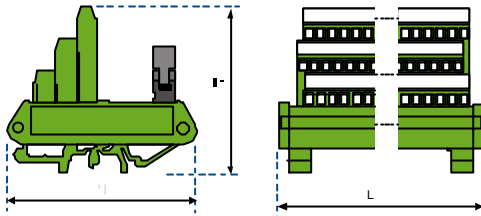
SCHEMA A BLOCCHI MODULI 32 USCITE
32 OUTPUT MODULES BLOCK DIAGRAMS



COME ORDINARE - HOW TO ORDER

Sigla / Part Number	Codice / Code	Descrizione / Description
ET-MP/FK40/SMD	2187	Interfaccia passiva 32 input - 32 input passive module
ET-MP/FK40/SMD/L	2167	Interfaccia passiva 32 input con LED per moduli PLC a logica POSITIVA 32 input passive interface with LED, for POSITIVE logic PLC's module
ET-MP/FK40/SMD/M	2237	Interfaccia passiva 32 input con morsetti a molla - 32 input passive interface with spring terminal boxes
ET-MP/FK40/SMD/L/M	2254	Interfaccia passiva 32 input con morsetti a molla e LED, per moduli PLC a logica POSITIVA 32 input passive interface with spring terminal boxes and LED, for POSITIVE logic PLC's module
ET/FK40/PT/...MT	9558	Cavo piatto tondo pin to pin 32 input - 32 input pin to pin round ribbon cable
ET/MRZ32/AB/N	0625	Interfaccia 32 relè a comune negativo, per moduli PLC a logica POSITIVA 32 relay output negative common interface for POSITIVE logic PLC's module
ET/MRZ32/FK50/SC/F/S57/N	0628	Interfaccia 32 relè a comune negativo con porta fusibile per moduli PLC a logica POSITIVA 32 relay output negative common interface with fuse holder, for POSITIVE logic PLC's module
ET/FK50/FK40/PT/AB/...MT	9544	Cavo tondo dedicato 32 output - 32 output dedicated round cable

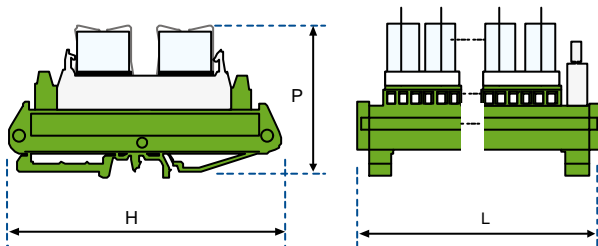
Moduli 32 ingressi / 32 input interface modules



DIMENSIONI / DIMENSIONS (mm)

		L / W	H	P / D
ET-MP/FK40/SMD	2187	79	92	78
ET-MP/FK40/SMD/L	2167	79	92	78
ET-MP/FK40/SMD/M	2237	79	92	78
ET-MP/FK40/SMD/L/M	2254	79	92	78

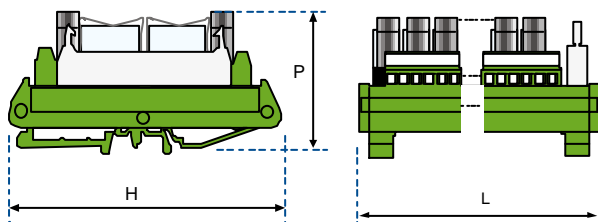
Moduli 32 uscite zocolati / 32 socketed relay modules



DIMENSIONI / DIMENSIONS (mm)

		L / W	H	P / D
ET-MRZ32/AB/N	0625	286	125	74

Moduli 32 uscite zocolati, con porta fusibile / 32 socketed relay modules with fuses holder



DIMENSIONI / DIMENSIONS (mm)

		L / W	H	P / D
ET-MRZ32/FK50/SC/F/S57/N	0628	286	125	74